

You can create a FREE Public Member Tree:

Save and Build Your Free Family Tree

It's **FREE** to save, add to and share your tree with family and friends.
(all fields below are required.)

Tree Name

First Name


Last Name

Email Address

Allow others to view this tree (people we believe to be living are hidden). ([how will this help me?](#))

or [Cancel](#)

We don't sell, rent or otherwise distribute the personal information you give us to third-party advertisers. By saving your family tree, you're agreeing to the [terms and conditions](#) of Ancestry.com. As a member of Ancestry.com, you'll get the benefits of research tips, updates and special offers by email. And you can change your email settings at any time.

 **We value your privacy.**
Read our [privacy policy](#).

You will be Registered with a FREE Guest account:

Thanks for registering You will receive a User Name and Password


Please note your login information below. Or [change it to something that's easier to remember.](#)
Username or email: gary25601
Password: a5fmhx2
[Edit your Ancestry.com public profile](#) to let other members know more about you and your family history interests.


Brown Family Tree [Tree pages](#)


See how to get started: [Navigating your Tree](#) [Grow Your Tree](#) [Make New Discoveries](#)


Pedigree Family

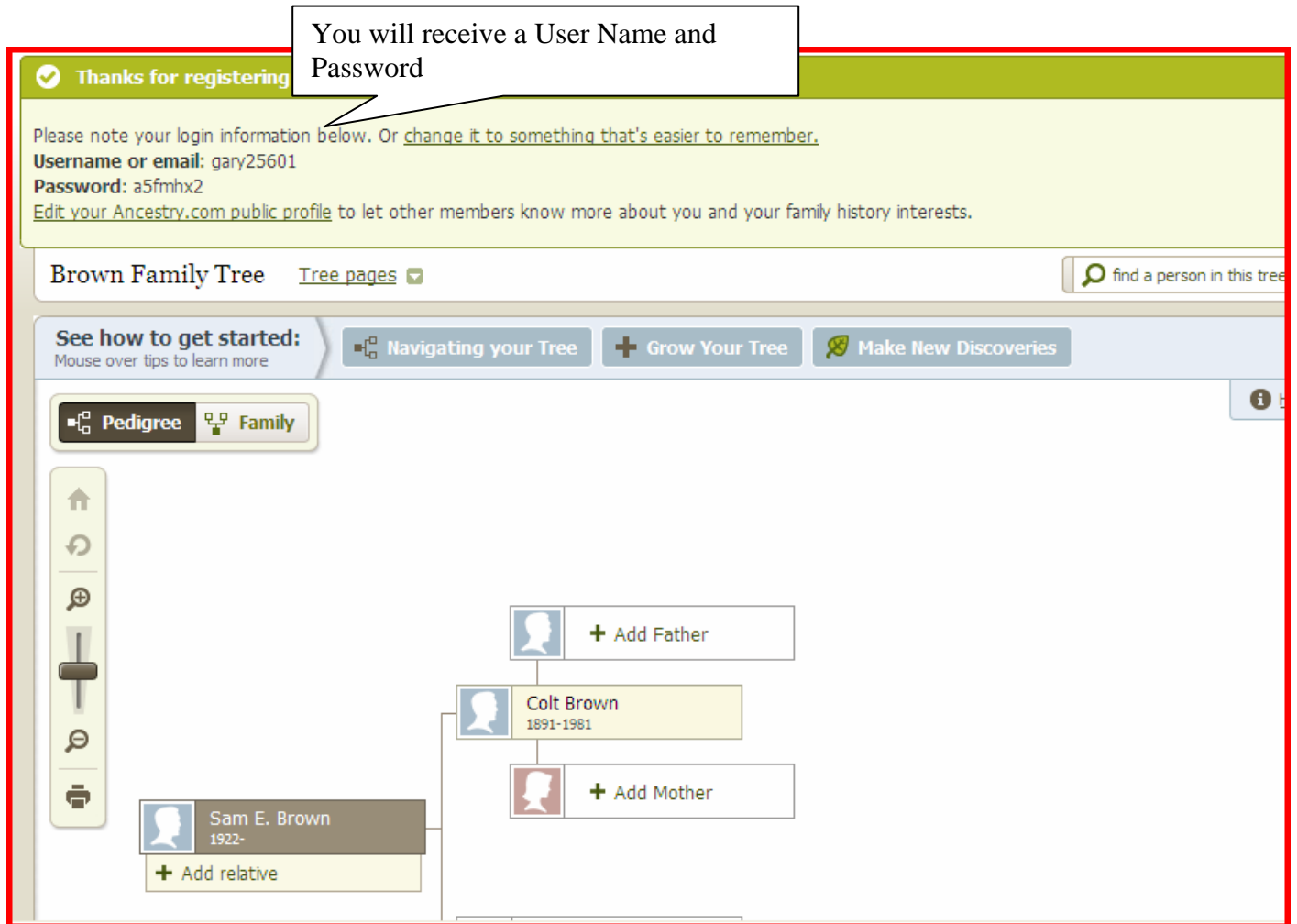
↑ ↻ 🔍 🔍 🔍 🖨

 + Add Father

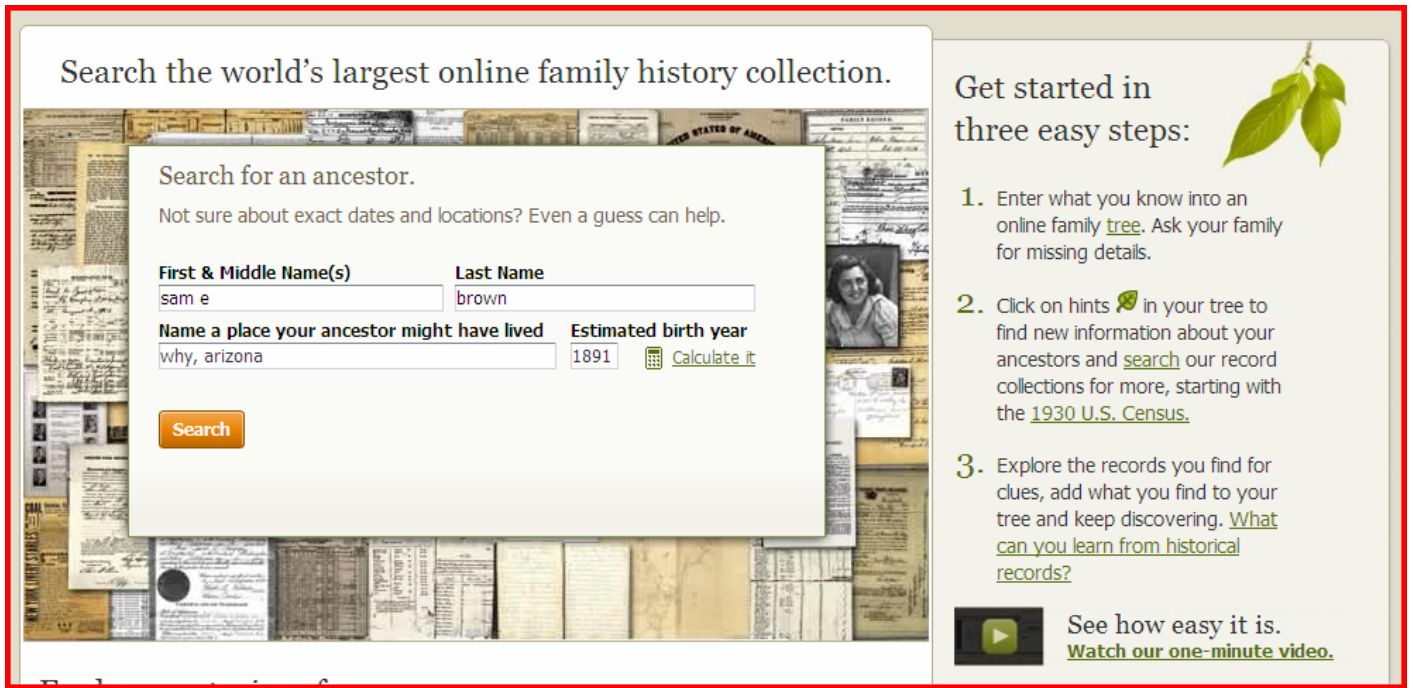
 Colt Brown
1891-1981

 + Add Mother

 Sam E. Brown
1922-
+ Add relative

The image is a screenshot of the Ancestry.com website. At the top, a green banner with a checkmark says "Thanks for registering". A white callout box with a black border points to the banner and contains the text "You will receive a User Name and Password". Below the banner, a light green box contains registration details: "Please note your login information below. Or [change it to something that's easier to remember.](#) Username or email: gary25601 Password: a5fmhx2 Edit your Ancestry.com public profile to let other members know more about you and your family history interests." Below this is a navigation bar with "Brown Family Tree" and "Tree pages" with a dropdown arrow. On the right is a search box with a magnifying glass icon and the text "find a person in this tree". Below the navigation bar is a section titled "See how to get started:" with three buttons: "Navigating your Tree", "Grow Your Tree", and "Make New Discoveries". Below this are two tabs: "Pedigree" (selected) and "Family". On the left is a vertical toolbar with icons for home, refresh, zoom in, zoom out, and print. The main area shows a family tree diagram. At the top is a box with a person icon and "+ Add Father". Below it is a box for "Colt Brown" with a person icon and the dates "1891-1981". Below that is a box with a person icon and "+ Add Mother". To the left of the main tree is a box for "Sam E. Brown" with a person icon, the dates "1922-", and "+ Add relative".


Anyone can search for your individual:



The image shows a screenshot of a family history search website. The main heading reads "Search the world's largest online family history collection." Below this is a search form with the following fields and content:

- Search for an ancestor.**
- Not sure about exact dates and locations? Even a guess can help.
- First & Middle Name(s)**: sam e
- Last Name**: brown
- Name a place your ancestor might have lived**: why, arizona
- Estimated birth year**: 1891 [Calculate it](#)
- Search** button

To the right of the search form is a section titled "Get started in three easy steps:" with a leaf icon. The steps are:

1. Enter what you know into an online family [tree](#). Ask your family for missing details.
2. Click on hints  in your tree to find new information about your ancestors and [search](#) our record collections for more, starting with the [1930 U.S. Census](#).
3. Explore the records you find for clues, add what you find to your tree and keep discovering. [What can you learn from historical records?](#)

At the bottom of this section is a video player icon and the text: "See how easy it is. [Watch our one-minute video.](#)"

Search results are massive:

All results for Sam E Brown

Searching for... **Matches 1-20 of 3,761,542 Sorted By Relevance** View **Sorted by relevance**

Name: sam e brown
Birth: 1891
Location: why, arizona
[Edit Search](#)
or [Start a new search](#)

You've come to the best place to discover your story.
[How Ancestry.com works](#)

Start your **14-day FREE Trial**
[Start trial](#)

Narrow by Category
All Categories

- Census & Voter Lists 5,000+
- Birth, Marriage & Death 5,000+
- Military 5,000+
- Immigration & Travel 5,000+
- Newspapers & Publications 5,000+
- Pictures 5,000+
- Stories, Memories & Histories 5,000+
- Schools, Directories & Church Histories 5,000+
- Tax, Criminal, Land & Wills 5,000+
- Reference, Dictionaries & Almanacs 5,000+
- Family Trees 5,000+

Hot Keys
n New search
r Refine search

1930 United States Federal Census
Census & Voter Lists
★★★★☆
[View Image](#)
NAME: **Sam Brown**
BIRTH: abt 1890 - [location](#)
RESIDENCE: 1930 - [city](#), Maricopa, Arizona

1930 United States Federal Census
Census & Voter Lists
★★★★☆
[View Image](#)
NAME: **Sam Brown**
SPOUSE: **Lena Brown**
BIRTH: abt 1890 - [location](#)
RESIDENCE: 1930 - [city](#), Maricopa, Arizona

1920 United States Federal Census
Census & Voter Lists
★★★★☆
[View Image](#)
NAME: **Sam Brown**
SPOUSE: **Julia Brown**
BIRTH: abt 1890 - Arizona
RESIDENCE: 1920 - [city](#), Yuma, Arizona

1920 United States Federal Census
Census & Voter Lists
★★★★☆
[View Image](#)
NAME: **Sam Brown**
SPOUSE: **Olive Brown**
BIRTH: abt 1892 - Arizona
RESIDENCE: 1920 - [city](#), Pinal, Arizona

1920 United States Federal Census
Census & Voter Lists
★★★★☆
[View Image](#)
NAME: **S E Brown**
SPOUSE: **W H Brown**
BIRTH: abt 1889 - [location](#)
RESIDENCE: 1920 - [city](#), Maricopa, Arizona

Social Security Death Index
NAME: **Sam Brown**

You can manage your Guest Account Subscription:

The screenshot shows the Ancestry.com website interface. At the top, the logo and navigation menu are visible. The user is logged in as 'gary25601'. The main heading is 'My Account Options'. Under 'Subscriptions', it shows the current status as 'Registered Guest'. There are two sections for upgrade options: 'Annual Memberships' and 'Monthly Memberships'. The 'Annual World Deluxe Membership' is highlighted. A green 'Upgrade' button is at the bottom left. On the right, there are sections for 'MY ACCOUNT INFORMATION' (Personal Information and Subscription Options) and 'NEED HELP?' (FAQ links).

ancestry.com Hi, [gary25601](#) [Sign Out](#) [Messages \(1\)](#) [My Account](#) [Help](#) [To-Dos](#) [Quick Links](#)

Home Family Trees Search Collaborate Learning Center DNA Publish Shop Hire an Expert

You are here: [Home](#) > [My Account Options](#)

My Account Options

Subscriptions

Current Subscriptions: — Registered Guest

Upgrade Options: Ancestry.com memberships include a number of record collections to help you find your ancestors. Simply select one of the options below and click "Upgrade" to start your research today.

Annual Memberships	Annual Price
<input type="radio"/> Annual US Deluxe Membership	\$155.40
<input checked="" type="radio"/> Annual World Deluxe Membership	\$299.40

Monthly Memberships	Monthly Price
<input type="radio"/> Monthly US Deluxe Membership	\$19.95
<input type="radio"/> Monthly World Deluxe Membership	\$29.95

[Upgrade](#)

MY ACCOUNT INFORMATION

Personal Information

- [Update your username or password](#)
- [Update your email address](#)
- [Update your mailing address and phone number](#)
- [Update your email preferences](#)
- [Edit your profile](#)
- [Update your community preferences](#)

Subscription Options

- [Update payment information](#)
- [View standard pricing](#)

NEED HELP?

- [How do I update my username or password?](#)
- [How do I update my email preferences?](#)
- [How do I cancel my subscription?](#)

[more...](#)

You can Search for “how to” questions:

The screenshot shows the Ancestry.com website interface. At the top, the logo and navigation menu are visible. The search bar is highlighted with a red oval and contains the text "delete my tree". Below the search bar, the search results are displayed in a list format. The first result is "Managing your Trees in Family Tree Maker 2008". To the left of the search results is a "Browse Support Topics" sidebar, and to the right is a "Contact Ancestry.com Support" box.

ancestry.com Hi, gary25601 [Sign Out](#) [Messages \(1\)](#) [My Account](#) [Help](#) [To-Dos](#) [Quick Links](#)

Home Family Trees Search Collaborate Learning Center DNA Publish Shop Hire an Expert

Search Support [Search](#) Powered by **RIGHT NOW** [Show advanced search and search tips](#)

Browse Support Topics [Back to Help](#)

- All
- Account Information
- Ancestry World Archives Project
- DNA
- ▶ Expert Connect
- Member Connect
- MyCanvas
- Newsletter & Marketing Emails
- Online Collections
- Online Family Trees
- Online Messages
- Online Subscriptions
- ▶ Products
- Webinars

Search Results

- 1 Managing your Trees in Family Tree Maker 2008
- 2 Online Family Trees
- 3 Deleting a tree from Family Tree Maker 2008-2011
- 4 Manage a Personal Member Tree
- 5 How to remove or edit an Ancestry World Tree file
- 6 Delete an entire Personal Member Tree
- 7 Unlink or delete media from Family Tree Maker 2008-2011
- 8 Deleting Individuals from a Tree in Family Tree Maker 2009 & 2010
- 9 Unlink or delete media from Family Tree Maker 2010 for Mac
- 10 Deleting comments from your tree on Ancestry.com
- 11 Do I have to create a tree to make a MyCanvas book or poster?
- 12 Online Family Tree system to be retired from MyFamily.com
- 13 How do I delete my file on the World Tree?

Contact Ancestry.com Support




Can't find what you're looking for?

Contact our Ancestry.com support team, and let our experts help answer your questions.

Contact us now [▶](#)

You can Delete your Public Member Tree:

Answer ID: 4544

 Save answer  Print answer  Email answer

QUESTION

How do I delete an entire Personal Member Tree?

ANSWER

To delete a Personal Member Tree from Ancestry.com:

1. Sign in to Ancestry.com if you haven't already.
2. From the homepage of Ancestry, without clicking, hover your cursor on the **Family Trees** tab in the Ancestry navigation bar.



3. A drop down menu will appear listing all the trees you have on your account. Click on the name of the tree you wish to delete.

BUT... you cannot Cancel your Registered Guest Account:

Canceling a Registered Guest account

Registered Guest accounts are designed to give unlimited access to free services provided by Ancestry; therefore, there is no need to cancel these accounts. When you have concluded using your Free Registered Guest account, simply discontinue use. You will not be charged any fees when accessing a Registered Guest account from Ancestry. Some participation on Ancestry may require a paid account. For additional details on the accounts available in your area (and to what those accounts provide access), please [click here](#).

If you are looking for information on how to remove your email address from a current Registered Guest account on Ancestry, please [click here](#).


If you are interested in finding information on canceling any Ancestry subscription to paid databases (whether you have a free trial or a paid account), please [click here](#).

Note: We do not currently cancel Registered Guest accounts.

Date Created: 02/11/2002 03:00 AM, Updated: 03/31/2009 01:11 PM

DID THIS ANSWER YOUR QUESTION?

Yes Partially No

If this did not answer your question, contact us and let us know why. 

HOWEVER... you can cancel your email “subscriptions” which were created when you registered your Guest Account:

QUESTION

How can I adjust what emails I receive from Ancestry.com?

ANSWER

From time to time, Ancestry.com may send you different emails with alerts, offers, updates, and more. This article discusses the types of messages you can receive, how to unsubscribe from a specific email list, and how to adjust other email preferences.

- Types of email messages
- Subscribe or unsubscribe from an email list

Types of email messages

Messages from Ancestry.com are usually divided into 5 types:

Ancestry.com Newsletters: The best way to stay informed of the latest collections, features, and news; there are 4 types of newsletters you can subscribe to:

- **Ancestry.com Monthly Update**— Learn about the new collections on Ancestry.com, get advice from the experts, and read success stories from other members
- **The Weekly Discovery**— Articles and tips to help you become a better family historian
- **Ancestry World Archives Project Newsletter**— Stay informed of new collections available to index and get advice to help you be a more successful contributor (Sent Quarterly)
- **MyCanvas Monthly Newsletter**— Ideas and inspiration for printing and sharing your family stories

Special Updates: Emails keeping you informed of special news regarding your membership.

Special offers: Designed to make known any different specials or offers that may be going on in the Ancestry Store.

Ancestry.com Alerts: These are alert emails sent out notifying you of new hints and changes to your Family tree, new